

Drive-Thru Cookie Booths

Drive-thru cookie booths are permitted in parking lots away from highways and where the lot is a big enough space to keep girls out of traffic.

REQUIREMENTS:

- Safe area of a parking lot with plenty of room for cars to get off the street and not impede traffic in case a line forms. A business with a big enough parking lot or driveway around the building works best. Two entrances so drivers can enter and exit without backing up.
- Arrow markers to show which way to enter and which way to exit.
- Yard signs to alert drivers/customers that the drive-thru booth is just ahead (streamers and balloons catch attention).
- Traffic cones or a roped drive area.
- Order cards so customers can see varieties of cookies and nutritional information.
- Traffic configuration must be a “drive-thru” so cars do not have to back up to exit.
- All drive-thru locations must be entered as a troop-secured location and “approved” in Smart Cookies. Make sure drive-thru is referenced in the booth name, i.e. Drive-Thru Booth – Mt. Pleasant Church.
- Permission for booth has been granted by property owner.
- Girls should be identifiable as Girl Scouts.
- State and CDC guidelines for COVID are followed.
- Minimum/maximum recommendation: 3-5 Girl Scouts; minimum of three adults required.
- Roles for Girls – Creating signage to encourage customers, relaying information between stations, asking customers for their order/making the sale, making change, handling credit card transactions, retrieving and bagging orders, thanking customers.
- Roles for Adults – Safety of girls, directing traffic, retrieving payment from customer and making sure correct change is given, overseeing the order filling, transfer of cookies to cars/customers.








SAFETY PRECAUTIONS:

- Girls must be instructed on safety and should not approach vehicles.
- Girls within six (6) feet of vehicle must be accompanied by adult – no exceptions!
- Ensure state and CDC guidelines for COVID are followed.

SUPPLIES

- Tables
- Money pouch/box apron for safe keeping of money
- \$5 and \$10 bills for change
- Mobile device to accept credit cards
- Girl Scout Cookies
- Barrier between cars and girls
Examples: highly-visible traffic cones, rope, folding chairs, tables
- Posters/signs to advertise price, traffic direction and drive-thru booth.
Sign asking customers to remain in vehicle
- Cookies for a Cause poster
- Copies of cookie allergen flyer to give to customers (if requested)



POSSIBLE LOCATIONS:

Places of worship on non-worship days, schools on weekends, seasonal businesses closed in winter, businesses closed on certain days of the week, banks with a covered drive-thru, colleges, food truck areas, civic service building parking lots.



Drive-Thru Booth Diagram

